

BIZ COLLECTION

BIZCORPORATES

SYZMIK
WORKWEAR

bizcare

Search products

Find a Stockist Login

 **FASHION BIZ**

Polos Tees Shirts Tops Separates Knitwear Casualwear Activewear Jackets Health Hospitality Industrial Workwear
Collections Clearance

Select

Womens

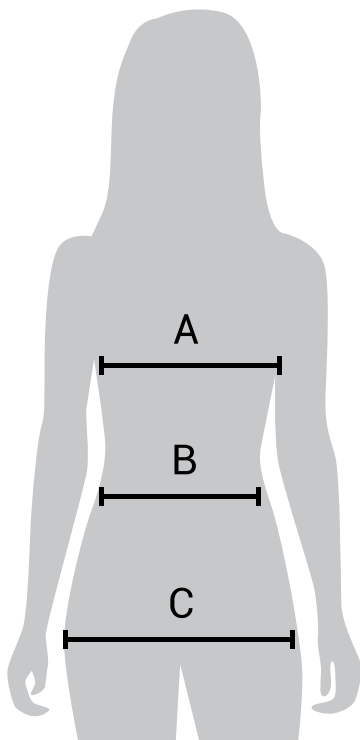
Mens

Kids

Womens Size Guide

Fashion Biz sizes are designed to fit average industry standards for the below body measurements. Please use this handy Body Measurement Guide to compare your own measurements and help you determine which size to order.

Use these measurements as a guide when selecting the right size garment, but also take into consideration the garment fit.





A. BUST

Measure under your arms and across shoulder blades, around the fullest part of your bust. Hold one finger between body and tape.

B. WAIST

Measure around your natural waistline while holding one finger between body and tape. This is the smallest part of your waist.

C. HIP

Measure around fullest part of your hips (about 20 - 24cm down from waist) while standing naturally.

PANT AND SKIRT LENGTHS

Pants and skirts will vary in length depending on the height of each individual and also their shape. All pants come with a hem allowance allowing for easy alterations.

Size			Bust		Waist		Hip	
	AUS/NZ	CA/US	cm	in	cm	in	cm	in
XXS	4	0	75-77	29.5-30.3	57-59	22.4-23.2	84-86	33.1-33.9
XS	6	2	78-82	30.7-32.3	60-64	23.6-25.2	87-91	34.2-35.8
XS - S	8	4	83-87	32.6-34.2	65-69	25.6-27.2	92-96	36.2-37.8

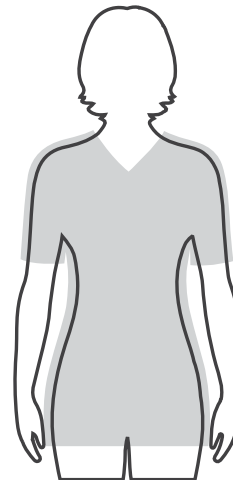
S	10 Size	6	88-92	34.6-36.2 Bust	70-74	27.5-29.1 Waist	97-101	38.1-39 Hip
M	12	8	93-97	36.6-38.2	75-79	29.5-31.1	102-106	40.1-41.7
L	14	10	98-102	38.6-40.2	80-84	31.5-33.1	107-111	42.1-43.7
L-XL	16	12	103-108	40.6-42.5	85-90	33.5-35.4	112-117	44.1-46.1

XL	18	14	109-114	43-44.9	91-96	35.8-37.8	118-123	46.5-48.4
2XL	20	16	115-119	45.3-46.9	97-101	38.1-39.8	124-128	48.8-50.4
3XL	22	18	120-124	47.2-48.8	102-106	40.2-41.7	129-133	50.7-52.4
4XL	24	20	125-129	49.2-50.8	107-111	42.1-43.7	134-138	52.7-54.3
5XL	26	22	130-134	51.2-52	112-116	44.1-45.7	139-143	54.7-56.3
-	28	24	135-139	53-54.7	117-121	46.1-47.6	144-148	56.7-58.3
-	30	26	140-144	55.1-56.7	122-126	48-49.6	149-153	58.7-60.2
-	32	28	-	-	127-131	50-51.6	154-158	60.2-62.2



SLIM FIT / FITTED

Designed to sit close to the body and more fitted at the waist.




MODERN FIT / SEMI-FITTED

Gently shaped to follow the curve of the body, giving shape without being fitted.




EASY FIT

Relaxed looser fit with a longer line. Designed to be sit straight through the body.




TAILORED FIT

Mid rise, semi-slim through hip and thigh with a narrow leg.



REGULAR FIT

Mid rise, contoured through the hip and thigh



EASY FIT

Mid rise with added ease through the seat, hip

Online Tools

[Digital Catalogues](#)

[Video Gallery](#)

[Size Guide](#)

[Garment Care](#)

Corporate Info

[About Fashion Biz](#)

[Our Brands](#)

[Services and Support](#)

[Corporate Social Responsibility](#)

[Quality Assurance](#)

Connect With Us

[Find a Stockist](#)



[Privacy Policy](#)

© 2022 Fashion Biz